

# Pull-Only Clutch

## Control Cable Assembly



### Description:

Pull-Only Clutch  
Industrial Control  
Cable Assembly

### Applications:

- Clutch controls
- Heavy duty lanyards

### Features:

- Custom engineered assembly
- Installed bend radius down to 5"
- Nylon covered innermember
- Plastic covered conduit

### Other Related Products:

- Pull-Only Brake

## Pull-Only Industrial

A flexible control designed to transmit pull motion between two mechanical devices without the use of rods, bellcranks, or other rigid mechanical linkage. Pull controls are specifically designed for applications which require a high load capability and low deflection. The cable often used for operating a vehicle parking brake is a typical example. Simple to install and easy to maintain, versatile pull controls are found on many types of mechanical equipment.

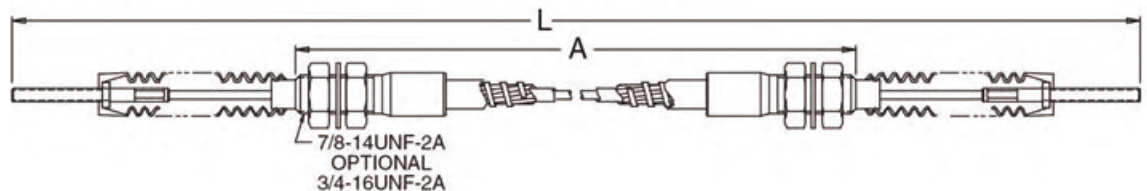


# Pull-Only Clutch Specifications

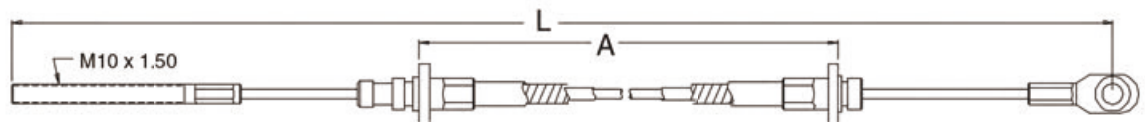
High quality replacements for most cab-over engine vehicles and other similar applications. Built to specifications by your local cable assembler.

Generic clutch replacement cables HD conduit, special clutch innermember  
 Part No. CA235-A-L (5/16-24 end rods)  
 Part No. CA236-A-L (3/8-24 end rods)

Order Code: A = Conduit length; L = Length overall



General Motors® style clutch cable. 1500 lb brake conduit and innermember  
 Part No. CA270-XXX (XXX = Dash number, see table below)

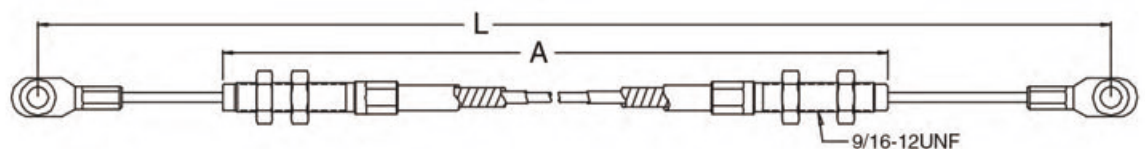


## CA270-XXX

Dash No.	GM® Part No.	A	L
-010	15520115	47.56	76.69
-009	15518380	43.31	71.65
-008	15518379	51.18	79.53
-007	15518378	44.88	74.21
-006	15518377	37.60	66.93
-005	15507983	44.55	69.01
-004	15507982	26.00	52.75
-003	15507981	45.27	72.91
-002	15507980	44.49	72.95
-001	15507979	40.94	68.07

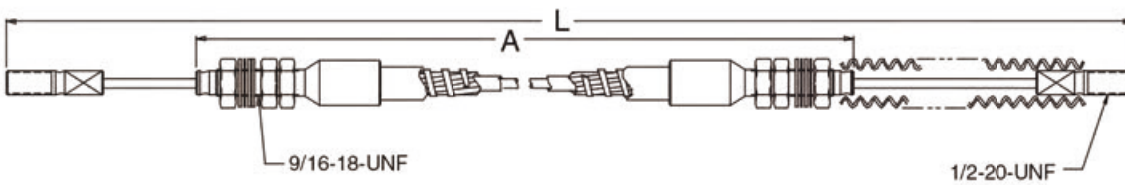
GM is a registered trademark of General Motors.

General Motors® style clutch cable. 1500 lb brake conduit and innermember  
 Part No. CA271-A-L (A = Conduit length; L = Length overall)



All line art dimensions are represented in inches

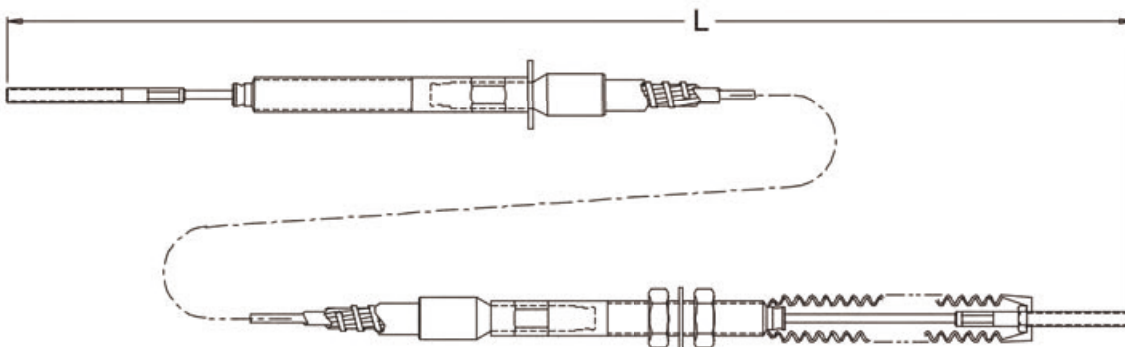
Mack Truck® style clutch cable. HD conduit and special clutch innermember  
 Part No. CA312-A-L (A = Conduit length; L = Length overall; see table below)



### CA312-A-L

Part No.	A	L
CA312-34.6-42.0	34.6	42.0
CA312-55.6-63.0	55.6	63.0
CA312-79.6-87.0	79.6	87.0
CA312-85.6-93.0	85.6	93.0
CA312-91.6-99.0	91.6	99.0
CA312-102.6-110.0	102.6	110.0
CA312-127.6-135.0	127.6	135.0
CA312-25.6-36.0	25.6	36.0
CA312-34.6-45.0	34.6	45.0
CA312-43.6-54.0	43.6	54.0
CA312-55.6-66.0	55.5	66.0
CA312-67.6-78.0	67.6	78.0
CA312-79.6-90.0	79.6	90.0
CA312-85.6-96.0	85.6	96.0
CA312-91.6-102.0	91.6	102.0
CA312-103.6-114.0	103.6	114.0
CA312-118.6-129.0	118.6	129.0
CA312-29.6-40.0	29.6	40.0
CA312-95.6-106.0	95.6	106.0
CA312-107.6-118.0	107.6	118.0

Mack Truck® style clutch cable. HD conduit and special clutch innermember  
 Part No. CA312-A-L (A = Conduit length; L = Length overall)



All line art dimensions are represented in inches

# Pull-Only Clutch

## Material

- Nylon Covered Innermember
- Plastic Covered Conduit

## Added Features

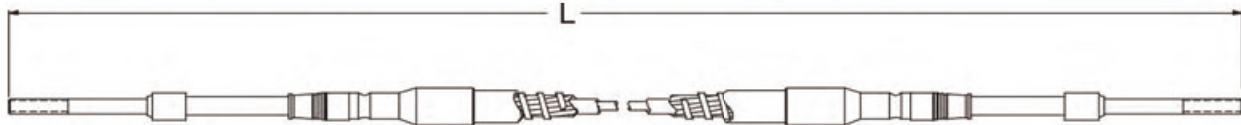
- Sealed
- Economical
- Lubed for Life

## High Performance Clutch Cables

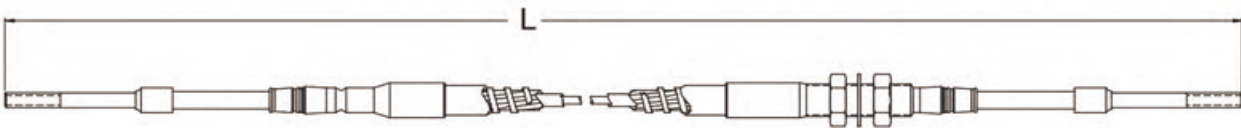
See "Push-Pull Cable Specifications" for mid-travel dimensions.  
HD conduit, brake/clutch innermember 500lb pull-only operating load.

Order Code: T = Travel 2"- 6" L = Length overall


Part No. A183-400-T-L (5/16-24 end rods MD) Grooved-Grooved  
Part No. A183-111-T-L (3/8-24 end rods HD) Grooved-Grooved



Part No. A183-401-T-L (5/16-24 end rods MD) Grooved-Threaded 11/16-16  
Part No. A183-110-T-L (3/8-24 end rods HD) Grooved-Threaded 7/8-14



Part No. A183-402-T-L (5/16-24 end rods MD) Threaded-Threaded (both ends 11/16-16)  
Part No. A183-104-T-L (3/8-24 end rods HD) Threaded-Threaded (both ends 7/8-14)



### WARNING!

*Since the manufacturer is unable to determine all applications in which a part may be placed, it is the user's responsibility to determine the suitability of the part for its intended use. This is especially true where safety is a factor. Incorrect application or installation may result in property damage, bodily injury, or death.*

Linking Motion  
& Control...  
The Cablecraft  
Solution



Building #21, Block 9299,  
Tingwei Road, Jinshan District, Shanghai

168-2#,  
Tingyi Road, Jinshan District, Shanghai, China

Tel 021-37214606 13916612486  
Fax 021-37214610  
E-mail lisa.tu@phidixglobal.com

[www.mechanical-controlcable.com](http://www.mechanical-controlcable.com)